



Palazzoli
GROUP



ELECTRIC VEHICLE POWER DISTRIBUTION

SUB DISTRIBUTION CONSUMER UNITS FOR EV CHARGER INSTALLATIONS

Pre-assembled PRO Consumer Units ideal for installation where it is not possible to incorporate an EV charger circuit directly into the main consumer unit.

- > Designed for use with residential EV Chargers up to 7.2kW.
- > Round knockout enclosures for a wide choice of cable gland types.
- > 63A 30mA RCCB Incomer in a choice of Type A or B.
- > 40A B Curve 6kA MCBs.
- > Available pre-fitted with Type 2 SPD and dedicated 40A MCB protection.
- > Fully compliant with the requirements of BS7671.




Palazzoli
GROUP

ELECTRIC VEHICLE POWER DISTRIBUTION


40A Type A



Part Number	Description	Enclosure Size (Modules)	Dimensional Drawing
PRO-REV40A	- 40A 6kA B Curve MCB - 63A 2P 30mA Type A RCCB	5	 Scan the QR code and view the dimensions for PRO1


40A Type A + SPD



Part Number	Description	Enclosure Size (Modules)	Dimensional Drawing
PRO-REV40AS	- 40A 6kA B Curve MCB - 63A 2P 30mA Type A RCCB - Type 2 SPD	5	 Scan the QR code and view the dimensions for PRO1


40A Type B



Part Number	Description	Enclosure Size (Modules)	Dimensional Drawing
PRO-REV40B	- 40A 6kA B Curve MCB - 63A 2P 30mA Type B RCCB	5	 Scan the QR code and view the dimensions for PRO1

40A Type B + SPD



Part Number	Description	Enclosure Size (Modules)	Dimensional Drawing
PRO-REV40BS	- 40A 6kA B Curve MCB - 63A 2P 30mA Type B RCCB - Type 2 SPD	9	 Scan the QR code and view the dimensions for PRO2

For additional information on our Electrical Charger Power Distribution, please scan the QR code.



Palazzoli
GROUP

LEWDEN LTD
Unit 4, Bradbury Drive,
Springwood Industrial Estate,
Braintree
Essex
CM7 2SD

Tel.: +44 (0) 1376 336 200
sales@lewden.co.uk

www.lewden.com



For instant access to technical support through our team of expert engineers.